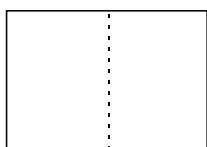
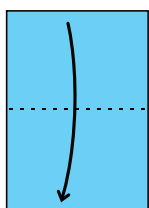


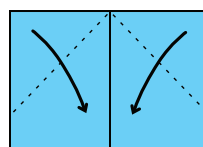
IZDELAJ SI SVOJO LADJICO IZ PAPIRJA



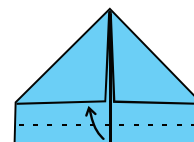
Čez polovico prepogni list velikosti A4.



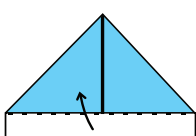
Še enkrat ga prepogni, da dobiš sredinsko črto.



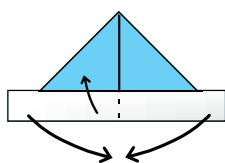
Odgrni in zavijaj zgornja robova do sredinske črte.



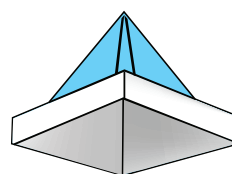
Spodnji rob zapogni do roba trikotnikov. Ponovi na zadnji strani.



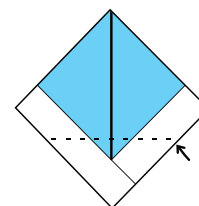
Spodnji rob upogni na robu trikotnikov. Ponovi na zadnji strani.



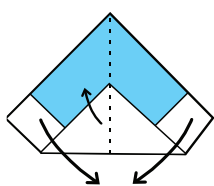
Dvigni zgornjo stranico in ...



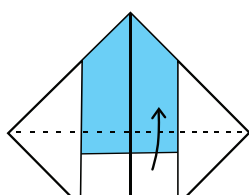
... stisni stranska roba skupaj, da dobiš kvadrat.



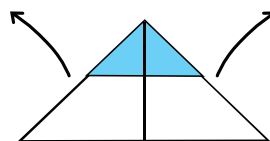
Zapogni spodnji kot na tretjini.



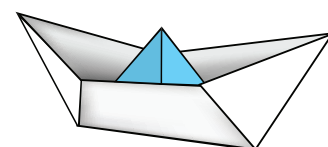
Ponovi na zadnji strani, razpri in stisni nasprotni stranici.




Upogni spodnji rob navzgor na obeh straneh.



S kazalcema potegni za konici in razpri, da dobiš ladjico.



Dobil si ladjico.



Ali si vedel?

- Povprečni Slovenec na leto porabi 185 kg papirja.
- Za eno tono papirja je treba posekati 17 dreves.
- Proizvodnja recikliranega papirja zmanjša onesnaževanje zraka do 95 %.
- Z recikliranjem 1 kg papirne embalaže prihranimo 1/5 drevesa in 40 litrov čiste vode.